



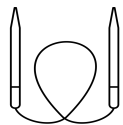
Bee Kind

from Wool Witchery Designs

Materials:



Fingering weight yarn in 2 contrasting colors. About 160yds of both colors.




2 sets DPNs or 2 circular knitting needles US 4




Crochet hook, stitch markers, waste yarn, tapestry needle

Details:



Gauge- 27 stitches and 34 rounds per 4inc/10cm



Measurements- 21½ inc circumference

Stitches:

K- knit P- purl
SSK- slip, slip knit together
k2TOG- knit two together

Icon attributions: Yarn by Janira Keana, circular needle by Olena Panasovska, sewing notions by Massupa Kaewgahya, knitting by Becris, Tape Measure by starwin from the Noun Project .

Instructions:

Round 1: Provisionally cast on 144 stitches in MC (main color) yarn and waste yarn. Place stitch marker and join in the round. Here is a great tutorial for the method I used, <https://www.youtube.com/watch?v=AKErReecbqk>

Round 2: K around in MC

Round 3-7: Work Chart 1 once in high, repeating 4 times around the circumference. I recommend placing a stitch marker between each repeat.

Chart 1

36	35	34	33	32	31	30	29	28	27	26	25	24	23	22	21	20	19	18	17	16	15	14	13	12	11	10	9	8	7	6	5	4	3	2	1		
36	35	34	33	32	31	30	29	28	27	26	25	24	23	22	21	20	19	18	17	16	15	14	13	12	11	10	9	8	7	6	5	4	3	2	1		

Round 8-9: K in MC

Round 10: P around MC

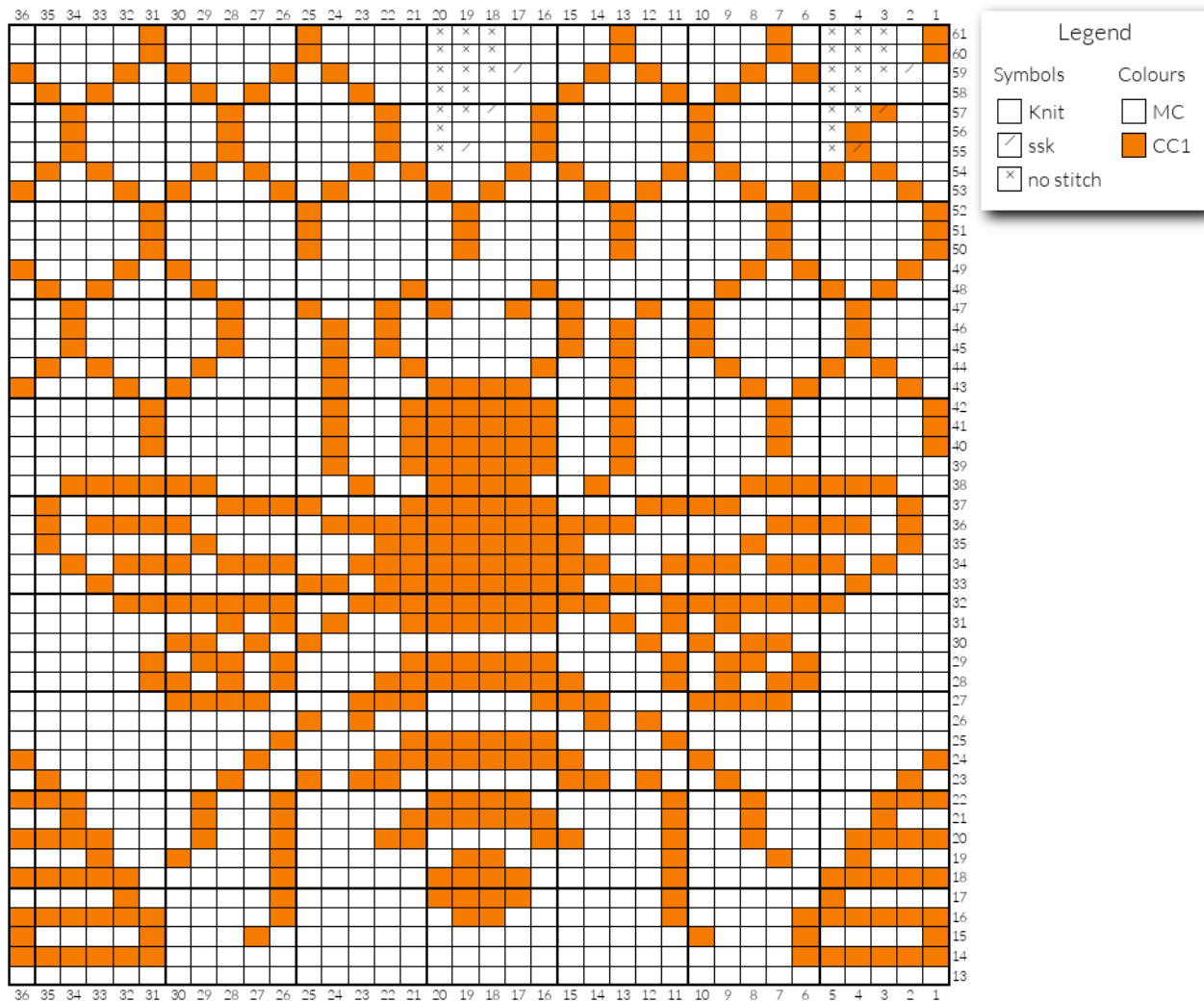
Round 11-12: K around MC

Round 13-18: Begin Chart 2. work once vertically, repeating 4 times around the circumference.

Round 19: Transfer cast on, on to second set of needles. Fold wrong sides together and knit round 19 of Chart 2 working both cast on stitches and round 18's stitches together.

Round 20-61: Continue working Chart 2.

Chart 2



Round 62: K round in MC (120st)
(the rest of the crown is knit in MC)

Round 63: *K 9, K2TOG, K 1, SSK, K 10* repeat between * 5 times.

Round 64: K

Round 65: *K 8, K2TOG, K 1, SSK, K 9* repeat between * 5 times.

Round 66: *K 7, K2TOG, K 1, SSK, K 8* repeat between * 5 times.

Round 67: *K 6, K2TOG, K 1, SSK, K 7* repeat between * 5 times.

Round 68: *K 5, K2TOG, K 1, SSK, K 6* repeat between * 5 times.

Round 69: *K 4, K2TOG, K 1, SSK, K 5* repeat between * 5 times.

Round 70: *K 3, K2TOG, K 1, SSK, K 4* repeat between * 5 times.

Round 71: K (40 st)

Round 72: *K 2,K2TOG, K1, SSK, K 2 * repeat between * 5 times. (30st)

Round 73: *K 1,K2TOG, K1, SSK * repeat between * 5 times. (20st)

Round 74: *K2tog* (10st)

Round 75: *K2tog* (5st)

Break yarn, weave in ends.



Special thanks to Emily Straw, this pattern is a modification of her pattern HamilKnit.

This pattern is being distributed free by Wool Witchery Designs under a creative commons license. <https://creativecommons.org/licenses/by-nc-sa/4.0/>

